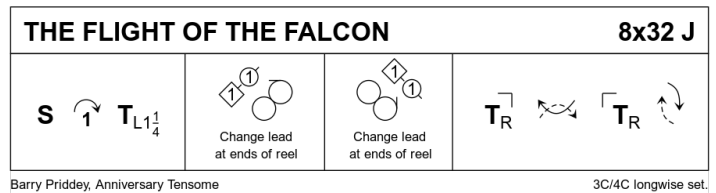


2023-04-25 Atholl SCDC - Alison Austin's Programme

1 THE FLIGHT OF THE FALCON J32 · 3/4L

Barry Priddey: Anniversary Tensome · Crib: MiniCribs · Diagram: Keith Rose's Diagrams

- 1-8 1s set, cast 1 place & turn LH to 1M facing his 1st corner with his partner behind him
- 9-16 1M followed by partner dance a full RSh diagonal Alternating Tandem reel of 3 with 1st corners & end facing Ladies 2nd corner
- 17-24 1M followed by partner dance a RSh Alternating Tandem reel of 3 with 2nd corners & 1s end facing own 1st corners
- 25-32 1s turn 1st corners RH, pass RSh, turn 2nd corner RH & pass RSh to 2nd place own sides (corners turn for 4 bars)



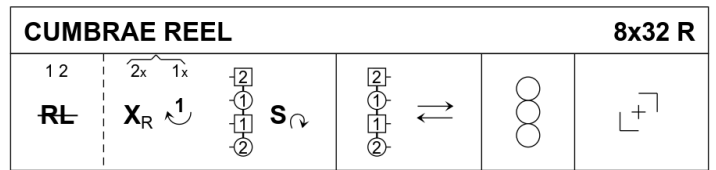
Barry Priddey, Anniversary Tensome

3C/4C longwise set.

2 THE CUMBRAE REEL R32 · 3/4L

RSCDS XXVIII 8 · Crib: MiniCribs · Diagram: Keith Rose's Diagrams

- 1-8 1s+2s dance 1/2 R&L, 2s cross RH while 1s dance up to top to form a line of 4 across facing up, 1s+2s set & turn right to face down
- 9-16 1s+2s dance down in line, turning right dance back to top 1s ending back-to-back facing other partner
- 17-24 1s+2s dance RSh reel of 4 across & 1s end facing 1st corners
- 25-32 1s turn 1st corners RH, turn partner LH, turn 2nd corners RH & turn partners LH to 2nd place own sides



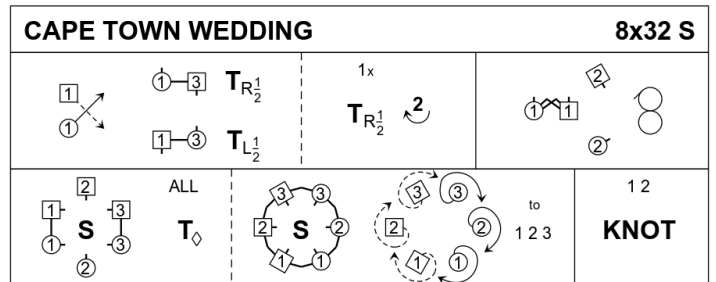
RSCDS Book 28.8

3C/4C longwise set.

3 CAPE TOWN WEDDING S32 · 3/4L

Tom Kerr: RSCDS XXXIX 4 · Crib: MiniCribs · Diagram: Keith Rose's Diagrams

- 1-8 1s cross down (no hands) to 2nd place (2s step up), dance out & 1/2 turn 3s with nearer hand; 1s 1/2 turn RH & lead up to top ending in prom hold (2s+3s step down 7-8)
- 9-16 1s in prom hold dance reel of 3 with 2s (RSh to 2L to start) 1s end in middle at top facing down (Lady on Man's Left), 2s on sides & 3s step in & face up
- 17-24 1s+2s+3s set, all Petronella turn one place (1s+3s Petronella-in-Tandem); all set advancing (1 bar), join hands in circle & set (1 bar), pull back RSh & cast clockwise back to places
- 25-32 1s+2s dance the Knot. 2 1 3



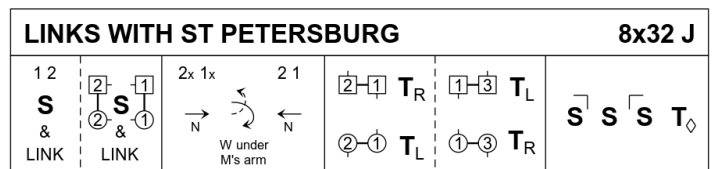
Tom Kerr, RSCDS Book 39.4

3C/4C longwise set.

4 LINKS WITH ST PETERSBURG J32 · 3/4L

Malcolm Brown: RSCDS XLVI 10 · Crib: MiniCribs · Diagram: Keith Rose's Diagrams

- 1-8 1s & 2s Set+Link ending 2s facing 1s NHJ, 2s & 1s Set+Link with partners to opposite sides. (2)(1)3
- 9-16 1s followed by 2s dance down for 3 bars & change places with Lady dancing under Mans arm, 2s+1s dance up to 1st & 2nd places
- 17-24 2M+1M turn LH as 2L+1L turn RH, 1M+3M turn RH as 1L+3L turn LH & 1s end facing 1st corners
- 25-32 1s dance 'Hello-Goodbye' setting & petronella turn to 2nd place own sides



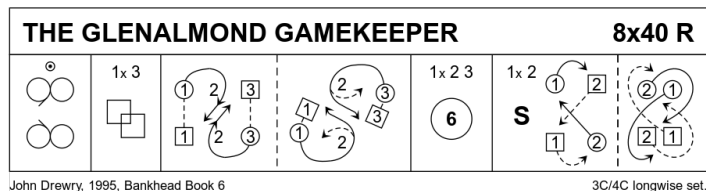
Malcolm Brown, 2009, RSCDS Book 46.10

3C/4C longwise set.

5 THE GLENALMOND GAMEKEEPER R40 · 3/4L

John Drewry: Bankhead Book Part 6 · Crib: MiniCribs · Diagram: Keith Rose's Diagrams

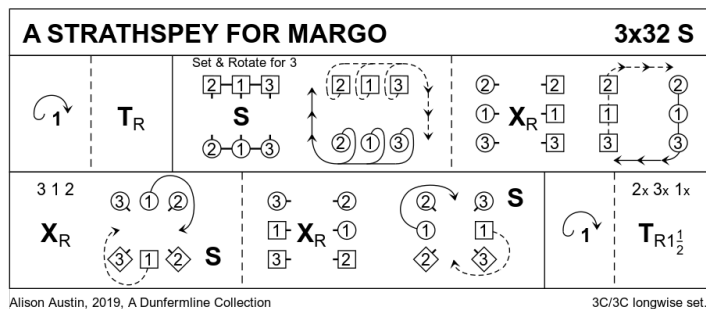
- 1-8 1s cross down to dance reflection reels of 3 on opposite sides with 1s & 3s ending in centre facing down/up
- 9-16 1s+3s dance Ladies' Chain ending with 1M facing Ladies' side & 3M facing Men's side with partners behind them
- 17-24 1M also 3M (followed by ptrns & cast to start) dance a Fig of 8 round standing 2s passing firstly LSh in middle & then RSh to end back in middle
- 25-32 1s+2s+3s circle 6H round & back
- 33-40 1s+2s set & dance 3/4 double Fig of 8 (1s cast to start) with 1s ending in 2nd place



6 A STRATHSPEY FOR MARGO S32 · 3/3L

Alison Austin: A Dunfermline Collection · Crib: MiniCribs · Diagram: Keith Rose's Diagrams

- 1-8 1s dance in & cast (2s step up 3-4); 1s turn RH. 2 1 3
- 9-16 2s+1s+3s Set & Rotate for 3 couples
- 9-12 2s+1s+3s Set & Rotate singly & chase clockwise to form lines of 3 across (Men face down & Ladies face up).
- 13-16 All change places RH with partner & chase clockwise to own sides to end 3 1 2.
- 17-20 All cross RH, 3s+2s set facing diagonally opp dancer, **while** 1M casts right to finish btwn 2s facing up, 1L casts right to finish btwn 3s facing down.
- 21-24 All cross RH with opp person, 2s+3s set facing diagonally opp dancer **while** 1s cast to right to (2) (1) (3).
- 25-32 1s dance in & cast; (3s step up 27-28); all turn partner RH 1.1/2 to end 2 3 1.

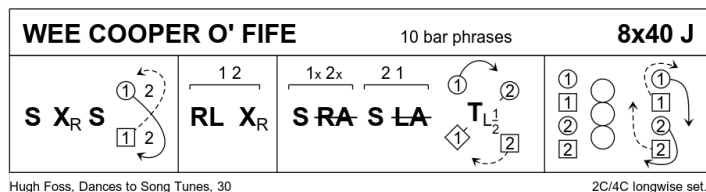


7 THE WEE COOPER O' FIFE J40 · 2/4L

Hugh Foss: Dances To Song Tunes · Crib: MiniCribs · Diagram: Keith Rose's Diagrams

Note: Music in 10 bar phrases

- 1-10 1s set & cross RH, set & cross down LH & cast up round 2s to original place - 1 2
- 11-20 1s+2s dance R&L 1.1/4 times (ie 5 moves) - (1) (2)
- 21-30 1s+2s set & dance 1/2 RH across, set & dance 1/2 LH across, 1L+2M continue turning 1/2 LH in centre as 1M & 2L cast, 1M down & 2L up to form line across all facing partners (2s on Man's side, 1s on Ladies' side) ready for ...
- 31-40 1s+2s dance full reel of 4 across. Bars 39-40 Pass partners RSh & dance back to own side (2s to top, 1s into 2nd place). 2 1

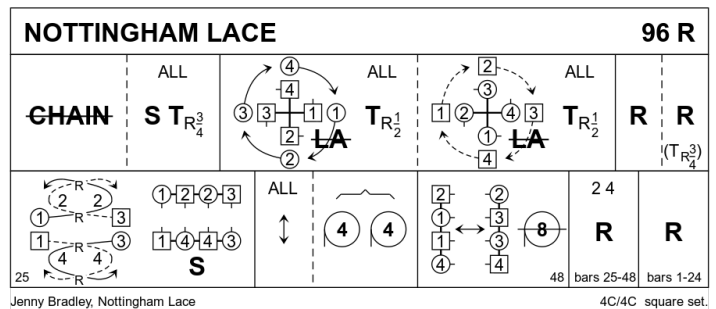


8 NOTTINGHAM LACE R96 · 4S

Jenny Bradley: Nottingham Lace · Crib: MiniCribs · Diagram: Keith Rose's Diagrams

PART 1

- 1-8 All dance 1/2 Grand Chain & set to partners, 3/4 turn RH to end with Ladies in centre for LH across
- 9-12 Ladies dance LH across 1/2 way **while** Men dance 1/4 way round clockwise, Ladies 1/2 turn nearest Man RH
- 13-16 Men dance LH across 1/2 way **while** Ladies dance 1/4 way round clockwise & all 1/2 turn partners RH
- 17-24 All repeat bars 9-16 to original places



PART 2

- 25-32 1L & 3M change places RH, cast behind 4s & change places RH to join end of line **while** 1M & 3L dance similarly behind 2s, all set
- 33-40 All Adv+Ret, 1s+2L+4M also 3s+2M+4L circle 4H round to left to end in line across (1s & 3s in centre of line)
- 41-48 All Adv+Ret, circle 8H round 1/2 way to end in Sq.Set opposite to original places

PART 3

- 49-72 Repeat PART 2 with 2s & 4s as dancing couples, all ending in original places

PART 4

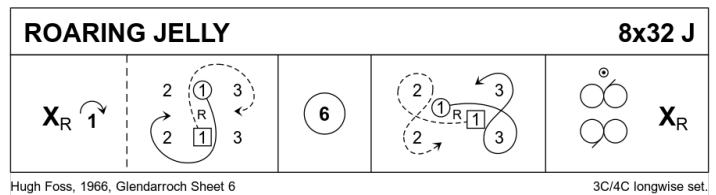
- 73-96 Repeat PART 1

PROGRAMME ITEM – Interval

9 ROARING JELLY J32 · 3/4L

Hugh Foss: Scottish Dance Archives - The Donald Collection (Online List) · Crib: MiniCribs · Diagram: Keith Rose's Diagrams

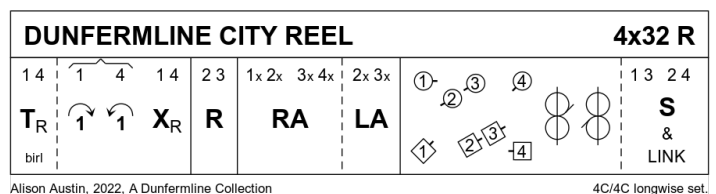
- 1-8 1s cross RH, cast 1 place, cross RH & cast (Man up & Lady down) into centre, 1M between 2s, 1L between 3s
- 9-16 1s+2s+3s circle 6H round & back (1s end in centre)
- 17-24 1s change places RH & dance out of ends to their right, into Figs of 8 (Lady round 2s as 1M dances round 3s)
- 25-32 1s dance reels of 3 on opposite sides giving RSh to 2nd corners & cross RH to places



10 DUNFERMLINE CITY REEL R32 · 4/4L

Alison Austin: A Dunfermline Collection · Crib: MiniCribs · Diagram: Keith Rose's Diagrams

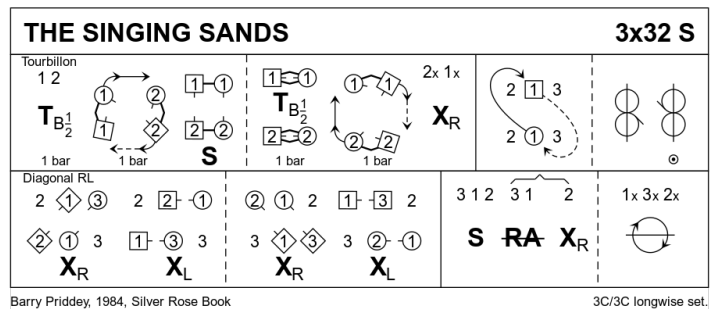
- 1-8 1s+4s turn RH (birl); 1s+4s cast down/up & cross RH (2s+3s step up/down on bars 5-6).
- 9-16 2s+3s repeat 1-8
- 17-20 1s+2s & 3s+4s dance right RH across
- 21-24 2s+3s dance LH across, finish 2M+3M facing up, 2L+3L facing down. (1) (2) (3) (4)
- 25-28 2M followed by 3M dance 1/2 Tandem Reel across with 1s (LSh to 1L) **while** 3L followed by 2L dance 1/2 Tandem Reel across with 4s (LSh to 4M) to finish 1 3 2 4.
- 29-32 1s+3s & 2s+4 Set+Link. 3 1 4 2



11 THE SINGING SANDS S32 · 3/3L

Barry Priddey: *The Silver Rose Book of Scottish Country Dances* · Crib: *MiniCribs* · Diagram: *Keith Rose's Diagrams*

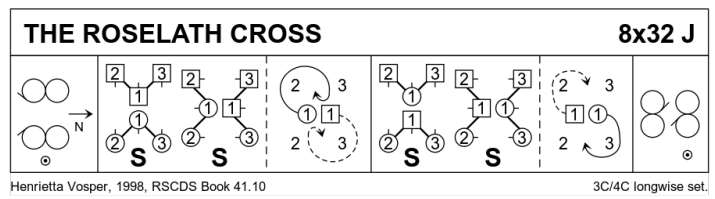
- 1-8 1s & 2s dance the Tourbillon :
1s & 2s turn partners 2H 1/2 way, 1M & 2L lead partners on 1 place clockwise to end 1s on Ladies side & 2s on Men's side, 1s set to 2s
1s & 2s 1/2 turn partners 2H, 1L & 2M lead partners on 1 place to end 2s in 1st pl & 1s in 2nd pl & 2s+1s cross RH to own sides
- 9-16 1s dance 1/2 Figs of 8 (Man round 2s & Lady round 3s), 1s dance 1/2 reels of 3 (Man with 3s & Lady with 2s)
- 17-24 1s dance Diag R&L to end 3 1 2
- 25-32 All set & 3s+1s dance RH across 1/2 way **while** 2s cross RH, all chase clockwise 1/2 way to end 2 3 1



12 THE ROSELATH CROSS J32 · 3/4L

Henrietta Vosper: *RSCDS XLI 10* · Crib: *MiniCribs* · Diagram: *Keith Rose's Diagrams*

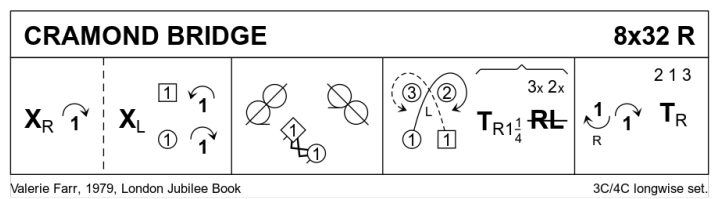
- 1-8 1s+2s+3s dance reflection reels of 3 on sides (1s dance in & down to start) & end with 1s in 2nd pl BtoB facing own sides & 2s in 1st pl
- 9-16 2s+1s+3s set, 1s 1/4 turn to right & set with 2s+3s (as Crown Triangles), 1s dance RSh round RH crnr into middle BtoB facing opp sides
- 17-24 Repeat from new positions 1s ending in 2nd place own sides
- 25-32 1s dance reels of 3 across (Lady with 2s & Man with 3s)



13 CRAMOND BRIDGE R32 · 3/4L

Valerie Farr: *The London Jubilee Book (1979)* · Crib: *MiniCribs* · Diagram: *Keith Rose's Diagrams*

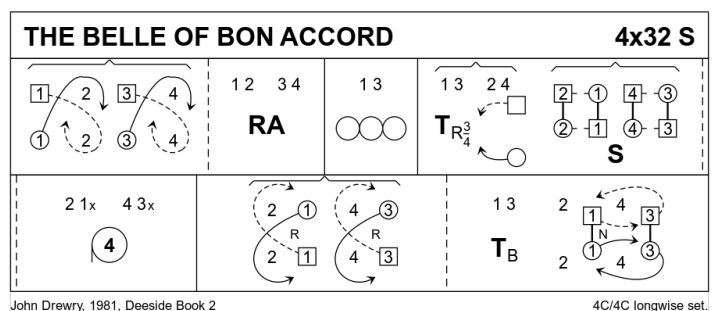
- 1-8 1s cross RH & cast 1 place, cross LH & cast (Lady up, Man down), to meet in middle in prom hold facing 2nd Man
- 9-16 1s dance 1/2 diagonal reel with 1st corners & 1/2 reel with 2nd corners, end in middle facing Ladies' side
- 17-24 1s lead out, cross & cast (Lady up, Man down) to meet in middle; 1s turn 1.1/4 RH in centre to face up (Lady on Man's right) as 2s+3s dance 1/2 R&L round them
- 25-32 1s lead up & cast to 2nd place & 2s+1s+3s turn partners RH



14 THE BELLE OF BON ACCORD S32 · 4/4L

John Drewry: *Deeside Book Part 2* · Crib: *MiniCribs* · Diagram: *Keith Rose's Diagrams*

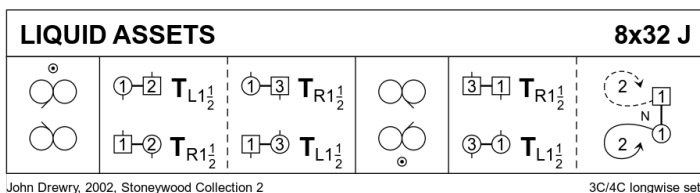
- 1-8 1L & 3L cross down 1 pl & cast up on opp side into centre as 1M & 3M dance across & cast down into centre, 1s+2s & 3s+4s dance RH across
- 9-16 1s & 3s dance reel of 4 up & down centre of dance
- 17-24 1s & 3s 3/4 turn RH to face up **while** 2s & 4s dance up on sides & turn in to face down & all set, all circle 4H round to left & end on sides
- 25-32 1s & 3s lead up between 2s/4s crossing over & cast down 1 place, 1s & 3s turn 2H & 1s dance down to 4th place as 3s cast up on own sides to 2nd pl



15 LIQUID ASSETS J32 · 3/4L

John Drewry: New Dances by John Drewry 2003 · Crib: MiniCribbs · Diagram: Keith Rose's Diagrams

- 1-8** 1s cross down to dance reflection reels of 3 on opposite sides 1s ending at top on opposite sides facing in & 2s face out
- 9-16** 1s turn 2s 1.1/2 times with nearer hands, 1s turn 3s 1.1/2 times with other hand
- 17-24** 1s cross up to dance reels of 3 on own side At end 3s face out
- 25-32** 1s turn 3s 1.1/2 times with nearer hands, 1s dance up to top & cast to 2nd places



16 THE DEIL AMANG THE TAILORS R32 · 3/4L

RSCDS XIV 7 · Crib: MiniCribbs · Diagram: Keith Rose's Diagrams

- 1-8** 1s+2s set & dance RH across 1/2 way, set & dance LH across 1/2 way back to place
- 9-16** 1s lead down the middle & back to top
- 17-24** 1s+2s dance Allemande
- 25-32** 2s+1s+3s circle 6H round & back

